



# Landscapes: Summer Project

**On your return in Year 11 we will commence our last project 'landscapes' which will go towards your coursework (60% of your grade!)**

In order to be prepared, you must take pictures over the holidays – making the most often good weather, lighting and free time! When you visit your chosen landscape to respond to that particular photographer, take loads of photos and make sure you save them all on Google Drive in folders for use in school.

You could also do some editing work on Photoshop or other editing software / apps to develop your photos and ideas in the style of the photographer or further experiment in your own style.

**Holiday work expectations – 30 images + for each photographer. This could be completed as 1 shoot at 1 location or multiple shoots for each photographer.**



# Ansel Adams

A pioneering American landscape photographer and environmentalist known for his black and white images of the American West.

## Your Response

Document natural Landscapes such dramatic cliffs / mountains / national parks. Strong light is crucial to mimic Adams' style of high contrasting areas of light and dark in his images. Early morning / late afternoon is best with a cloudy sky to add drama and mood. Note his use of rule of thirds, leading lines and focal points.






# Joe Cornish

A British photographer famous for documenting romantic landscapes of rural environments

## Your Response

'The Golden Hour' is clear in his images and so timing and preparation is key with your response to his work. You should aim to shoot an hour before sunrise/sunset when the light is redder. Try out headlands and the beach for your locations, using texture and reflections as focal points in the foreground. Use a low angle to give perspective.






# Yann Arthus Bertrand

An environmentalist, activist, journalist and photographer. He is especially well known for his book, *Earth from Above*.

## Your Response

Experiment with birds-eye viewpoints and angles in the natural environment, overlooking beaches and seascapes in order to focus on lines, form and pattern. Colour is also paramount in these images, so make sure the light is strong and bright so you have some contrasting colours to focus on when shooting.






# Lightmark

This is the work of German artists Cenci Goepel and Jens Warnecke created by moving light sources in rural locations at night.

## Your response

Try using your phones / torches to experiment with interesting shapes to create ethereal images of natural landscapes. You will need a slow shutter speed and a tripod / something to lean your camera against. You could also use silhouettes to add contrast and drama. Visit their website for more tips.







# Johnny Kerr

A self taught American Photographer who has interests in graphic design and architecture. He focusses on minimalist design within urban environments.

## Your Response

Go to urban environments, find interesting architecture and look up! Use the sun to backlight high-rise buildings or shadows to create interesting compositions. The key is minimalism – few colours, few shapes, few lines. The financial centre in St Helier / El Tico would make great locations for this shoot.





# Edward Burtynsky - 'If we destroy nature, we destroy ourselves.'



A Ukrainian-Canadian photographer famous for his large format photographs of industrial landscapes . He documents the way humans destroy and manipulate the environment to suit their needs.

## Your Response

Location is key for a response to Burtynsky - try by photographing scrapyards, harbours, quarries, building sites etc. In order to convey the message of our environmental problems, dull lighting, cloudy skies and lacklustre colours are vital.







Using a slow shutter speed and a steady hand or tripod, use lights from transport in urban areas to create images that show the impact of humans on our environment. You could try to capture air-traffic, car trails, fairground rides etc.

## Joel James Devlin or Michael Bosanko

